


# GU10



**450lm**



**150lm**



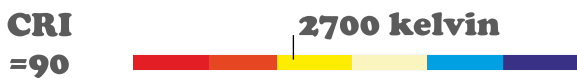



**54lm**

**MAX**

**MIN**



WATT	K	EDISON	LUMEN	B.ANGLE	h.LIFE	CLASS	LED
5W - 1,5W - 0,5W	2700	GU10	450-54	110	30000	A++	6LED
5W - 1,5W - 0,5W	4000	GU10	450-54	110	30000	A++	6LED
5W - 1,5W - 0,5W	6500	GU10	450-54	110	30000	A++	6LED



**180-250Vac 50-60Hz**




LIGHT TECHNOLOGY REVOLUTION

# HOW TO CHANGE



when the light is on

**TURN QUICKLY OFF AND ON**



TIC  
TAC

TIC  
TAC

TIC  
TAC

## FLASH MEMORY

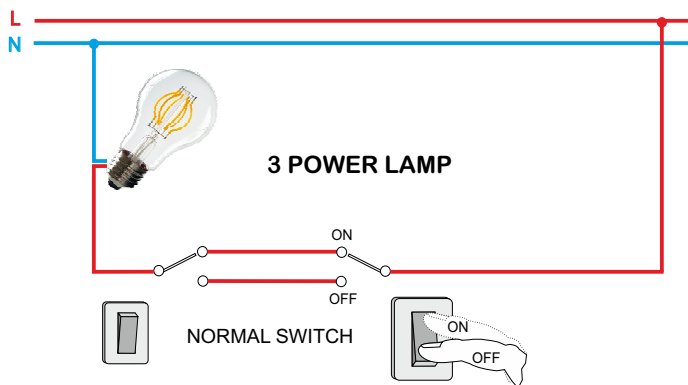
The light bulbs are equipped with flash memory for maintenance of the power value during switch-off.

During the switching, the device continues to operate:

- 1 - To keep the environment illuminated using stored energy.
- 2 - To immediately distinguish the brightness level.



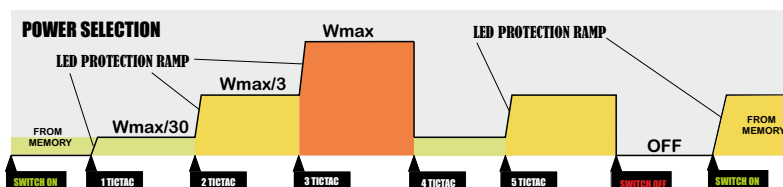
## 3 STEP POWER LAMP using existing switch



lighting lamp is bright .....

- 1 - commute (TIC) --> OFF lamp off
- 2 - commute (TAC) --> ON lamp comes back bright (within 0.5 second)

**result** --> the lamp changes the functioning



**high-end product !**